



DURABUILT
WINDOWS & DOORS

THERMA TRU
DOORS

Entryways & Hinged Patio Doors
Smooth-Star® Fiber-Classic®

Make an inspired entrance.

The entry to your home is a statement. It is a declaration of your style and personality. A great entryway will immediately make your family and guests feel warm and welcomed when they walk through the door.

When you choose Fiber-Classic® and Smooth-Star® doors for your home, you will experience the longevity and sturdiness of fiberglass with the beauty of choosing from a wide range of finish options. Durabuilt Windows & Doors are assembled in our plant in Edmonton, Alberta with the Prairie climate in mind. When you build with our products, you have the peace of mind of knowing that your home is outfitted with the highest quality doors and windows that withstand the shifting elements.

We proudly choose to partner with Therma-Tru to offer the highest quality doors that achieve stunning presence and energy efficiency.

Design that draws you in.

THERMA-TRU
DOORS

Smooth-Star®

Clean contours in a smooth,
paintable surface for
endless colour options.



Axis glass



Saratoga glass

THERMA TRU®
DOORS


Smooth-Star® is the answer when the best look for the home is delivered in a sleek, paintable package. Smooth-Star® fiberglass doors are ready-to-paint with crisp, clean contours that meet the needs of homeowners seeking more colour options for their doorways.



Panel doors with glass



Transoms



Configurations



Panel doors




Pulse

Create a sleek entrance with vintage flair.

THERMA TRU
DOORS




Glass cutouts



Ari Linea Echo Sidelites


Glass style

Privacy & Clear glass - doors & sidelites



Chinchilla Chord Satin etch Rainglass Granite Clear / Low E


Decorative - sidelites



1 2 3 4 5 6 7 8 9 10 11

Material

Available in Smooth-Star® and Fiber-Classic® wood-grain doors.



Smooth Mahogany Oak

Available for Ari



9



10

Available for Echo



10

Glass	Privacy rating		
1. Blackstone	7	7. Saratoga	7
2. Crystalline	7	8. Texas Star	5
3. Sedona	7	9. Riserva	10
4. Salinas	10	10. Axis	7
5. Maple Park	6	11. Internal Blinds	NA
6. Avonlea	4		

Privacy rating	
Opaque	Clear
10	1

Sizes

	Smooth		Wood-grain fiberglass	
Doors	2'6" x 6'8"	2'6" x 8'0"	2'6" x 6'8"	2'8" x 8'0"
	2'8" x 6'8"	2'8" x 8'0"	2'8" x 6'8"	2'10" x 8'0"
	2'10" x 6'8"	2'10" x 8'0"	2'10" x 6'8"	3'0" x 8'0"
	3'0" x 6'8"	3'0" x 8'0"	3'0" x 6'8"	3'6" x 8'0"
	3'6" x 6'8"	3'6" x 8'0"		
Sidelites	10" x 6'8"	12" x 8'0"	10" x 6'8"	12" x 8'0"
	12" x 6'8"	14" x 8'0"	12" x 6'8"	14" x 8'0"
	14" x 6'8"		14" x 6'8"	

○ Available in Linea and Echo only.
● Available in full sidelites only.

Lite frame



Flat profile Scrolled profile

Configurations



Flush-glazed

A crisp addition to
modernize any entrance.




Satin etch glass with 3 1/2" SDL



Clear Low E glass with 3 1/8" SDL

THERMA TRU
DOORS

Built directly into the door,
flush-glazed glass offers
a seamless and beautiful
appearance with up to 16%
more glass.



Flush-glazed Smooth-Star®



S2000	S8000	S2200	S82200	S2100	S2000SL	S90SL
2'6" x 6'8"	2'6" x 8'0"	2'6" x 6'8"	2'6" x 8'0"	2'6" x 6'8"	12" x 6'8"	10" x 6'8"
2'8" x 6'8"	2'8" x 8'0"	2'8" x 6'8"	2'8" x 8'0"	2'8" x 6'8"	14" x 6'8"	12" x 6'8"
2'10" x 6'8"	2'10" x 8'0"	2'10" x 6'8"	2'10" x 8'0"	3'0" x 6'8"		14" x 6'8"
3'0" x 6'8"	3'0" x 8'0"	3'0" x 6'8"	3'0" x 8'0"			

Flush-glazed Fiber-Classic® Oak



2000	8000	2100	2000SL
2'6" x 6'8"	2'6" x 8'0"	2'6" x 6'8"	12" x 6'8"
2'8" x 6'8"	2'8" x 8'0"	2'8" x 6'8"	14" x 6'8"
2'10" x 6'8"	2'10" x 8'0"	3'0" x 6'8"	
3'0" x 6'8"	3'0" x 8'0"		

1 1/8" simulated divided lites

Coordinate with the home's window patterns for a cohesive look and increased curb appeal.



3 1/2" simulated divided lites

Looking to make a modern statement?

Create windows with custom personality that will perfectly suit your home. Durabuilt's simulated divided lites add intricacy and sophistication to your space, inside and out.




Privacy & clear glass options

Bring functionality and aesthetics together with the benefits of flush-glazed construction.

Chinchilla	Chord	Satin etch	Rainglass	Granite	Clear / Low E
10	10	10	8	10	1
Opaque			Clear		
10			1		

Triple pane construction

Privacy and textured glass features triple pane construction for added energy efficiency and a smooth easy-to-clean surface.



Shaker style

Shaker style entryways are the perfect way to achieve a relaxed design.







Shaker style doors and sidelites

A transitional update to the historic shaker style, new Smooth-Star® Shaker style doors and sidelites feature flush-glazed glass and recessed panels delivering a simple design with broad appeal. Ideal for homes that take design cues from Farmhouse, Prairie and Modern architectural elements, Shaker style doors and sidelites bridge the gap between yesterday's styles and today's trends.



Privacy & clear glass options

Bring functionality and aesthetics together with the benefits of flush-glazed construction.

Chinchilla	Chord	Satin etch	Opaque 10
			
10	10	10	1 Clear
Rainglass	Granite	Clear / Low E	
			
8	10	1	

		
S4800 2'6" x 6'8" 2'8" x 6'8" 2'10" x 6'8" 3'0" x 6'8"	S84800 2'6" x 8'0" 2'8" x 8'0" 2'10" x 8'0" 3'0" x 8'0"	S4810 2'6" x 6'8" 2'8" x 6'8" 2'10" x 6'8" 3'0" x 6'8"
		S84810 2'6" x 8'0" 2'8" x 8'0" 2'10" x 8'0" 3'0" x 8'0"
		S4810SL S84810SL 12" x 6'8" 14" x 6'8"

1 1/8" simulated divided lites

Flat profile complements the design of Shaker style doors and sidelites, and coordinates with window grid patterns on the home.



Fiber-Classic® Mahogany

Enjoy the rich and luxurious
look of mahogany.



Satin elch glass with 1 1/4" SDL



Maple park glass

THERMA TRU®
DOORS

The precision and unmatched performance of a fiberglass door combined with a deep mahogany grain creates a door as beautiful as it is durable. The rich tones make our Fiber-Classic® Mahogany collection ideal for matching homes with classic wood tones.



Fiber-Classic[®] Oak

Features the warm look
of oak grain for a
traditional touch.



Chinchilla glass



Axis glass

THERMA TRU[®]
DOORS

With the warm look and feel of authentic oak grain, our Fiber-Classic[®] Oak collection is ideal for matching traditional architecture - bringing a sense of sophistication to your home while providing excellent performance and value.



Mahogany

Panel doors



Panel doors with glass



Transoms



3'0" Door + (2) 12" Sidelites
3'0" Door + (2) 14" Sidelites



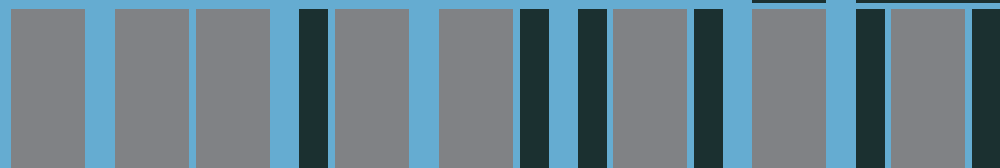
3'0" Door only



12" Sidelite only
14" Sidelite only

* includes stile lines

Configurations




Oak

Panel doors



Panel doors with glass



Transoms



3'0" Door + (2) 12" Sidelites



3'0" Door only



12" Sidelite only
14" Sidelite only

* includes stile lines

Decorative and Privacy glass

This versatile assortment aligns with personal style and homeowner desires for privacy while allowing natural light to brighten the interior.

Decorative glass



Axis 7



Saratoga 7




Maple Park 6



Sedona 7

Privacy rating



Brass caming



Black nickel caming



Wrought iron



Brushed nickel caming



Blackstone 7



Salinas 10



Avonlea 4



Riserva 10



Texas Star 5



Wellesley 6



Concorde 8



Kensington 8



Frosted images 8

Privacy glass

Therma-Tru door & sidelite inserts



Chinchilla 10



Chord 10



Satin etch 10



Rainglass 8




Granite 10

Durabuilt door inserts, sidelite inserts, full glass sidelites and transoms

Seamlessly pair with our windows.



Pinhead 10



Satin etch 10



Reeded 5



Rain 8

Privacy rating



- Black nickel caming
- Wrought iron
- Brushed nickel caming



Hinged patio doors

Outfit your home with the perfect balance of beauty and function.




Flush-glazed doors
Let in more natural light with flush-glazed doors. Factory-built seamless construction allows up to 16% more visible glass by eliminating the need for a lite frame and screw plugs.

Customize your view

Choose a clear sightline, add elegance with divided lites, or control light and privacy with internal blinds.



Glass cutouts



Configurations

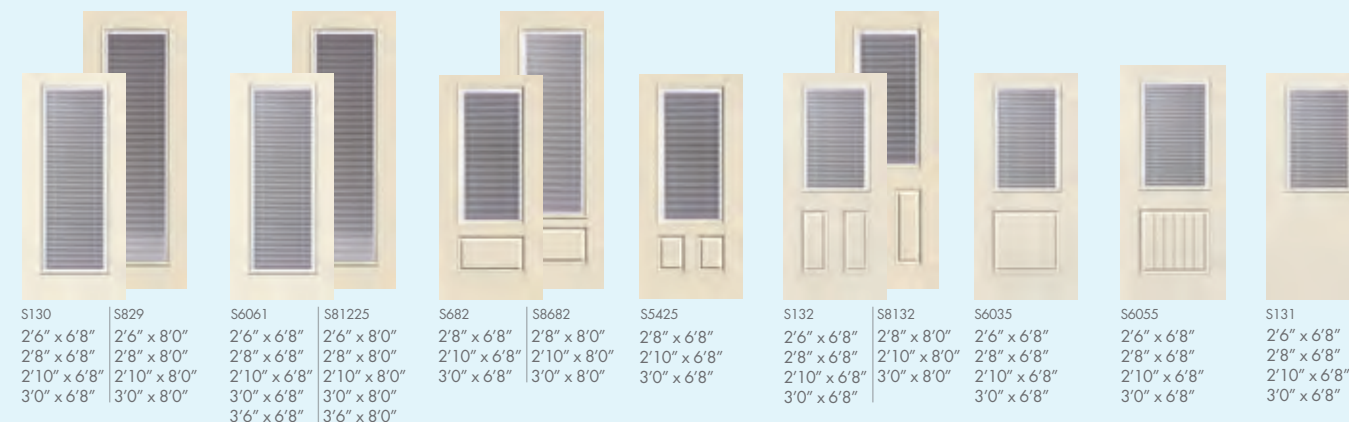


Grilles between glass, Internal blinds, and Screen vented

Design what's right for your home with a variety of styles, privacy fittings, and airflow options.



Internal blinds Smooth-Star®




Privacy and convenience of a cordless blind enclosed between glass. A single-hand operator opens, closes and tilts the blinds to control privacy and light.

Grilles between glass

Available widths include 5/16", 5/8", and 1".

Colours



Commercial brown

Commercial brown and black are available in a split finish white interior in 5/8", and 1" widths.



Internal blinds portfolio

	22" x 64"	22" x 47"	22" x 36"	7" x 64"	8" x 47"	8" x 36"
Smooth-Star®	○	○	○	○	○	○
6'8" Fiber-Classic® Mahogany	○	○	○	○	○	○
Fiber-Classic® Oak	○	○	○	○	○	○
Smooth-Star®	○	○	○	○	○	○
8'0" Fiber-Classic® Mahogany	○	○	○	○	○	○
Fiber-Classic® Oak	○	○	○	○	○	○



Screen vented Smooth-Star®



Built-in screen for ventilation featuring a gliding operation and sash locking system.

Finishing options

Enjoy endless customizability and create your preferred look with our premium finishings and fixtures.

Door frame, clad, and brickmould

Door frame and brickmould

Wood frames provide the greatest design flexibility with a one-piece custom jamb allowance up to 10". Composite frames available in 4 1/2" and 6 1/2" jamb sizes.



Aluminum brickmould and door frame clad




Vinyl brickmould and door frame clad




Door sill




Inswing composite adjustable sill featured. Outswing option available.



Adjustable strikeplate and hinges




Multi-point locking system



Entryway handlesets



Clavos and strap hinges




Dentil shelves

Complete the look with a dentil shelf for a true Craftsman appeal



Available finishes





A complete door system

A complete door system is more than just beautiful doors and glass – it includes all the components needed to assemble it. We manufacture or specify every aspect of a complete door system. The Therma-Tru genuine components shown here are our standard Fiber-Classic® and Smooth-Star® options for long-lasting durability.



1 Composite adjustable sills*

Resist rotting and insects, and adjust to help maintain a tight seal over time.




5 Multi-point locking system

Increased engagement at three critical points from top to bottom for enhanced stability and security. Recommended for double door configurations.




2 Dual-bulb / dual-fin bottom sweeps*

Help maintain tight contact with adjustable sill caps and create added barriers against moisture.




6 Ball-bearing hinges

Protect each hinge pivot, or “knuckle” offering added support and stability to your Fiber-Classic® and Smooth-Star® door.




3 Corner seal pads*

Create an air pocket that helps prevent a vacuum from wicking moisture up the weatherstrip.



7 Rot resistant frame components

Complete your door system with smooth and wood-grain composite or wood jamb, brickmould, mullions and aluminum clad options manufactured and tested to our climate.



4 Long reach weatherstrip

Compresses when the door is closed and springs back when it is open for long-lasting sealing power.

* Inswing configuration and components featured. Outswing option available.



Therma-Tru entryways by Durabuilt Windows & Doors meet current North American Fenestration Standard (NAFS) requirements. Ask your Sales Consultant for product performance information.

Same-Day Stain

Fiberglass finishing kit.

Create the authentic look of real wood in a few simple steps

Developed exclusively for Therma-Tru fiberglass, Same-Day Stain is the ideal finishing system for Classic-Craft® and Fiber-Classic® entryways. It comes in seven stain options that allow you to achieve the perfect look for your new entryway.

It's easy to achieve professional-looking results with this easy-to-use, quick-drying formula that's specially created for Therma-Tru fiberglass doors. The kit conveniently contains everything needed to stain a Therma-Tru fiberglass double door system or a single door with two sidelites.

Colourfast stain resists fading, bleaching, and yellowing, and creates a beautiful, natural finish. Finish colours can be applied in a variety of shades to complement multiple different home styles.


Step 1: Clean door



Step 2: Apply stain



Step 3: Seal with top coat



Stain

Fiber-Classic® Mahogany



Light oak



Mahogany



Natural oak



Cherry



Walnut



Cedar



English walnut

Fiber-Classic® Oak




Light oak



Mahogany



Natural oak




Cherry



Walnut



Cedar



English walnut



DURABUILT

WINDOWS & DOORS

Thank you for taking the time to explore Durabuilt. Our approach to windows is simple. We believe in innovation, operational excellence, and creating consumer connections. We understand that a home is more than just walls and windows; it's a place where memories are made, children grow, and worlds are shaped. That's why whether it's a renovation project or you're building a new home, we are committed to creating and providing the best solutions for you.

all about you.